



**INTERNAL QUALITY ASSURANCE CELL
SALIPUR AUTONOMOUS COLLEGE, SALIPUR,
Dist. Cuttack, Odisha**

**Report on results and details of Students Satisfaction Survey
2017-18**

Salipur Autonomous College is one of the oldest Higher Education Institution(HEI) of Odisha which got embedded with the inherent closed loop system corrects itself through the feedbacks/surveys on continuous basis. Students Satisfaction Survey (SSS) is one among these surveys. This survey includes majorly the questionnaire recommended by NAAC. Apart from Teaching-Learning and Evaluation aspects, the survey has included the institution infrastructural and welfare aspects too. The organisation of survey, guidelines, questionnaire and the results are provided as follows:

**National Assessment and Accreditation Council
(NAAC) Student Satisfaction Survey
Key Indicator - 2.7.1
Under Criterion II of Teaching – Learning and
Evaluation**

Guidelines for Students:

The Higher Education sector is highly competitive. To impart quality Technical education and provide competent resources to the society, stakeholder's inputs create a cutting edge in achieving this. Our institute Our Salipur Autonomous College is one of the pioneer Higher Education Institution of Odisha imparting General Education. Your genuine input and suggestions will take it to the greater heights. Please join us in reaching this goal and setting up a bench mark in the society in creating & preparing students for world class completion .

A student will have to respond to all the questions given in the following format with her/his sincere effort and thought. Her/his identity will not be revealed. This survey is being conducted and its motto is to upgrade the quality in higher education. A student will have to respond to all the questions given in the following

format with her/his sincere effort and thought. Her/his identity will not be revealed.

INFORMATION ABOUT RESPONDANT

A) Please confirm this is the first and only time you answer this survey.

a) Yes b) No

B) Age: C) College Name:

D) Gender: a) Female b) Male c) Transgender

E) What degree program are you pursuing now?

a) Bachelor's b) Master's c) MPhil

d) Doctorate e) Other ()

F) What subject area are you currently pursuing?

a) Arts b) Commerce c) Science

d) Professional e) Other: ()

Instructions to fill the questionnaire

- All questions should be compulsorily attempted.
- Each question has five responses, choose the most appropriate one.
- The response to the qualitative question no. 21 is student's opportunity to give suggestions or improvements; she/he can also mention weaknesses of the institute here. (Kindly restrict your response to teaching learning process only)

Criterion II – Teaching–Learning and Evaluation Student Satisfaction Survey on Teaching Learning Process

Following are questions for online student satisfaction survey regarding teaching learning process.

1. How much of the syllabus was covered in the class? 4 – 85 to 100%

3 – 70 to 84%

2 – 55 to 69%

1– 30 to 54%

0 –Below 30%

2. How well did the teachers prepare for the classes? 4 –Thoroughly

3 – Satisfactorily

2 – Poorly

1 – Indifferently

0 – Won't teach at all

3. How well were the teachers able to communicate?

4. 4 – Always effective

3 – Sometimes effective

2 – Just satisfactorily

1– Generally ineffective

0– Very poor communication

5. The teacher's approach to teaching can best be described as 4– Excellent

3 – Very good 2 –

Good

1 – Fair

0– Poor

6. Fairness of the internal evaluation process by the teachers. 4 – Always fair

3 – Usually fair

2 – Sometimes unfair

1 – Usually unfair

0– Unfair

7. Was your performance in assignments discussed with you? 4 – Every time

3 – Usually

2 – Occasionally/Sometimes

1 – Rarely

0– Never

8. The institute takes active interest in promoting internship, student exchange, field visit opportunities for students.

4 – Regularly

3 – Often

2 – Sometimes

1 – Rarely

0– Never

9. The teaching and mentoring process in your institution facilitates you in cognitive, social and emotional growth.

4 Significantly 3 –

Very well

2 – Moderately

1 Marginally 0– Not

at all

10. The institution provides multiple opportunities to learn and grow.

4 – Strongly agree

3 – Agree

2 – Neutral

1 – Disagree

0– Strongly disagree

11. Teachers inform you about your expected competencies, course outcomes and programme outcomes.

- 4 - Every time
- 3 - Usually
- 2- Occasionally/Sometimes
- 1 - Rarely
- 0- Never

12. Your mentor does a necessary follow-up with an assigned task to you. 4 - Every time

- 3 - Usually
- 2 - Occasionally/Sometimes
- 1 - Rarely
- 0 - I don't have a mentor

13. The teachers illustrate the concepts through examples and applications. 4 - Every time

- 3 - Usually
- 2 - Occasionally/Sometimes
- 1- Rarely
- 0 - Never

14. The teachers identify your strengths and encourage you with providing right level of challenges.

- 4 - Fully
- 3 - Reasonably
- 2 - Partially
- 1 - Slightly
- 0- Unable to

15. Teachers are able to identify your weaknesses and help you to overcome them. 4 - Every time

- 3 - Usually
- 2 - Occasionally/Sometimes
- 1 - Rarely
- 0 - Never

16. The institution makes effort to engage students in the monitoring, review and continuous quality improvement of the teaching learning process.

- 4 – Strongly agree
- 3 – Agree
- 2 – Neutral
- 1 – Disagree
- 0 – Strongly disagree

17. The institute/ teachers use student centric methods, such as experiential learning, participative learning and problem solving methodologies for enhancing learning experiences.

- 4 – To a great extent
- 3 – Moderate
- 2 – Some what
- 1 – Very little
- 0 – Not at all

18. Teachers encourage you to participate in extracurricular activities. 4 – Strongly agree

- 3 – Agree
- 2 – Neutral
- 1 – Disagree
- 0 – Strongly disagree

19. Efforts are made by the institute/ teachers to inculcate soft skills, life skills and employability skills to make you ready for the world of work.

- 4 – To a great extent
- 3 – Moderate
- 2 – Some what
- 1 – Very little
- 0 – Not at all

20. What percentage of teachers use ICT tools such as LCD projector, Multimedia, etc. while teaching.

- 4 – Above 90%
- 3 – 70 – 89%
- 2 – 50 – 69%
- 1 – 30 – 49%
- 0 – Below 29%

21. The overall quality of teaching-learning process in your institute is very good.

4 –Strongly agree

3 – Agree

2 – Neutral

1 – Disagree

0 – Strongly disagree

22. Give three observation / suggestions to improve the overall teaching – learning experience in your institution.

a)

b)

c)

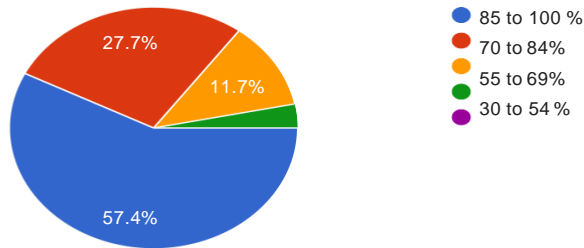
Instructions to fill the questionnaire

- All questions should be compulsorily attempted.
- Each question has five responses, choose the most appropriate one.

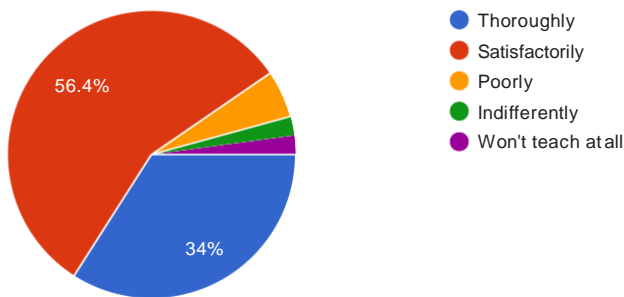
OUTCOME: Around 528 students participated in the survey conducted in the month of March 2018. A group Seven teachers under the leadership of Academic Bursar analyzed the questionnaires and the responses given by the students are given below in the form of pie chart..

Student Satisfaction Survey on Teaching Learning Process

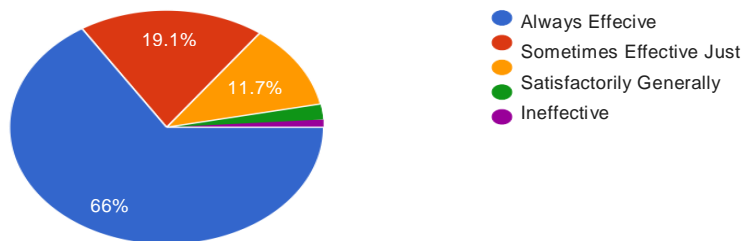
1. How much of the syllabus was covered in the class?



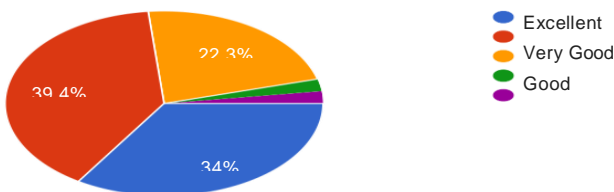
2. How well did the teachers prepare for the classes?



3. How well were the teachers able to communicate?

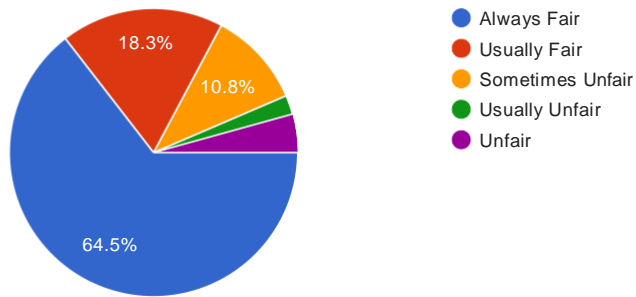


4. The teacher's approach to teaching can best be described as



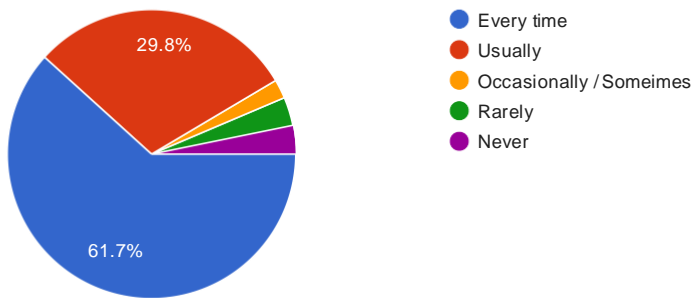
5. Fairness of the internal evaluation process by the teachers.

93 responses

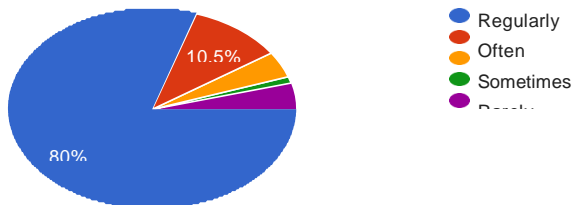


6. Was your performance in assignments discussed with you?

94 responses



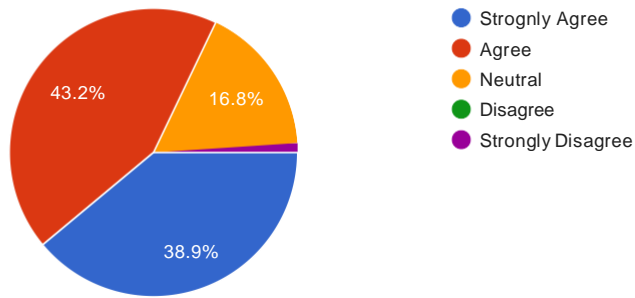
7. The institute takes active interest in promoting internship, student exchange, field visit opportunities for students.



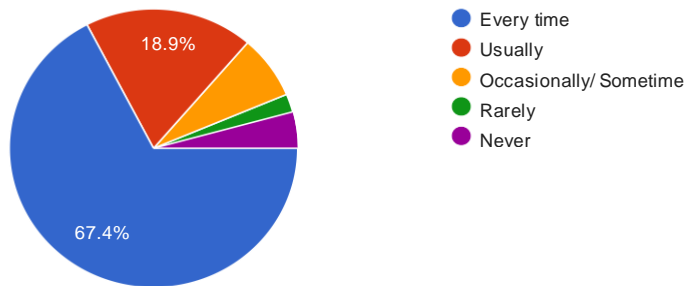
8. The teaching and mentoring process in your institution facilitates you in cognitive, social and emotional growth.

95 responses

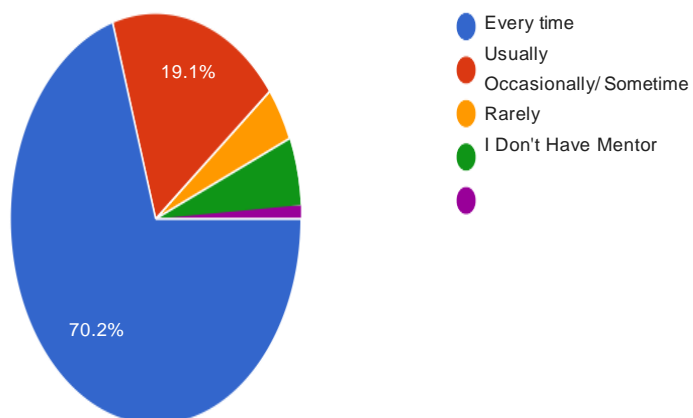
9. The institution provides multiple opportunities to learn and grow.



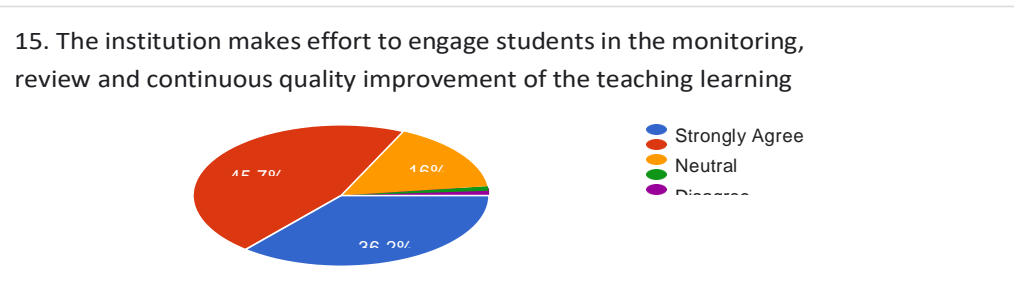
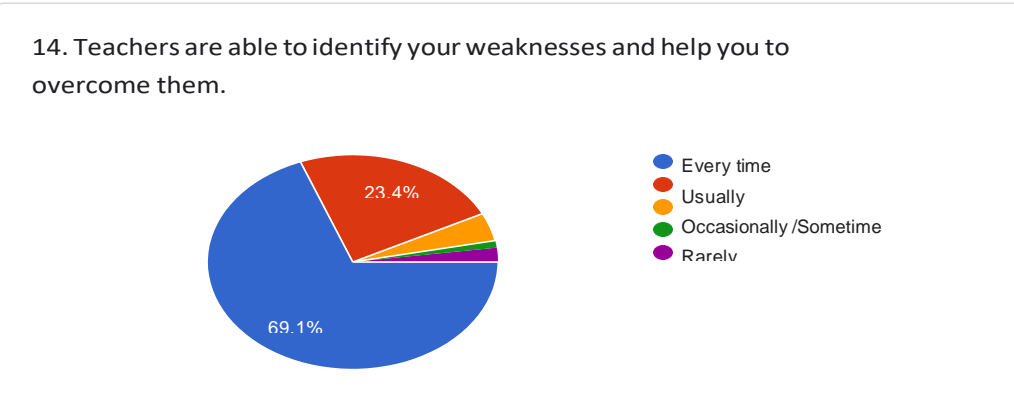
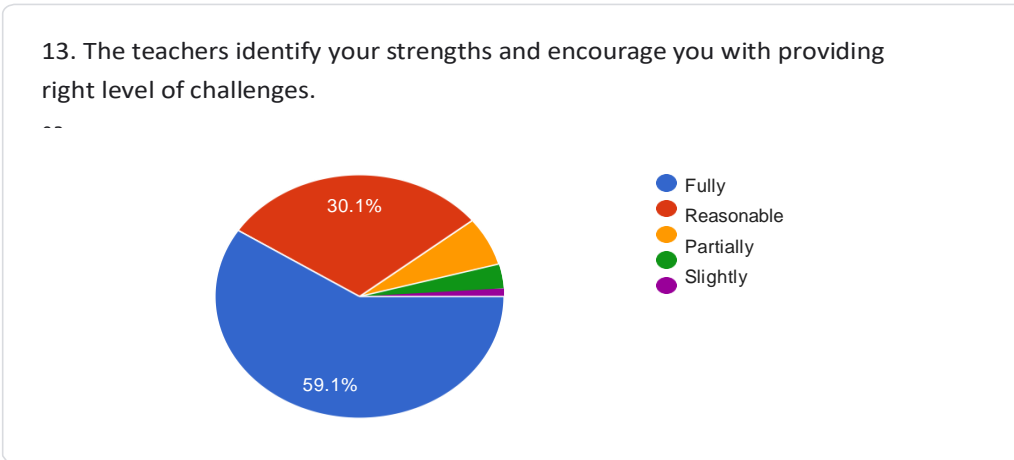
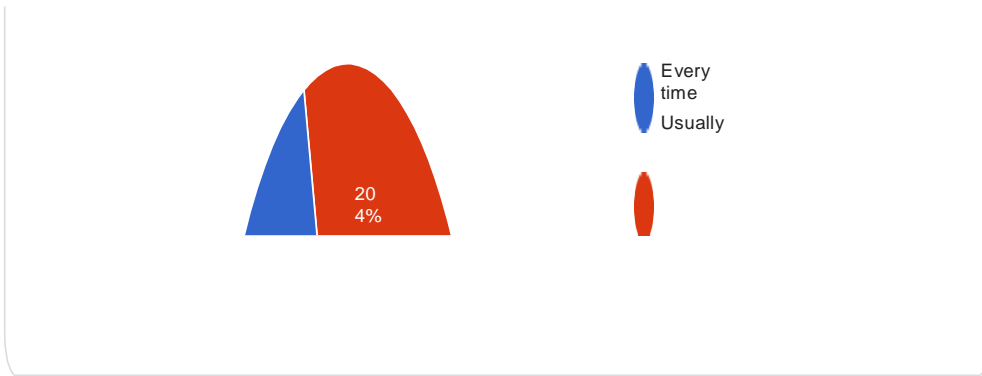
10. Teachers inform you about your expected competencies, course outcomes and programme outcomes.



11. Your mentor does a necessary follow-up with an assigned task to you.

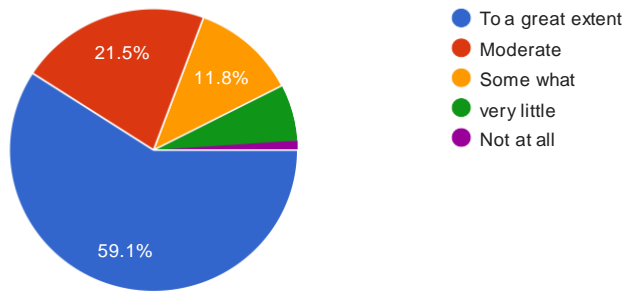


12. The teachers illustrate the concepts through examples and applications.

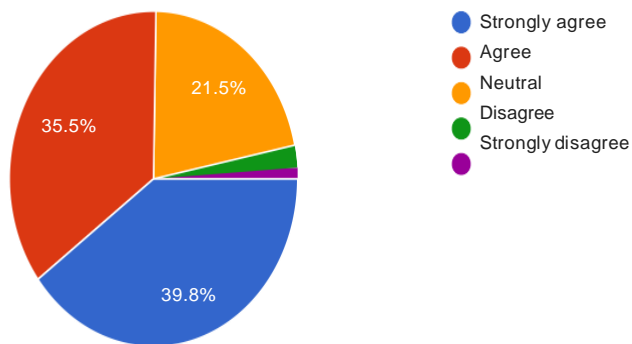


16. The institute/ teachers use student centric methods, such as experiential learning, participative learning and problem solving methodologies for enhancing learning experiences.

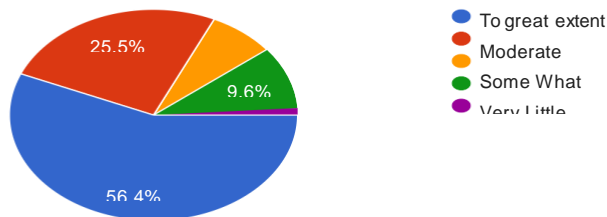
93 responses



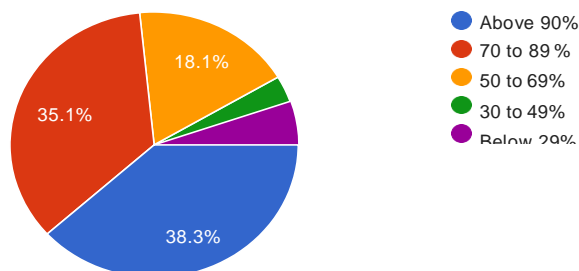
17. Teachers encourage you to participate in extracurricular activities.



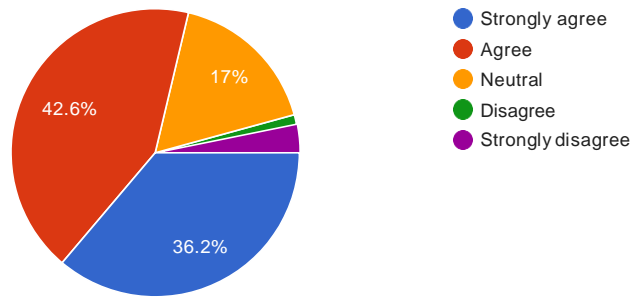
18. Efforts are made by the institute/ teachers to inculcate soft skills, life skills and employability skills to make you ready for the world of work.



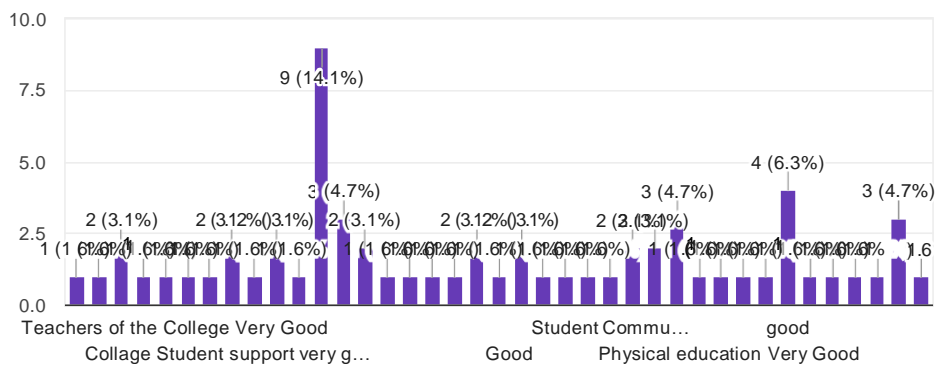
19. What percentage of teachers use ICT tools such as LCD projector, Multimedia, etc. while teaching.



20. The overall quality of teaching-learning process in your institute is very good.



21. Give three observation / suggestions to improve the overall teaching – learning experience in your institution.



This content is neither created nor endorsed by Google. [Report Abuse](#) - [Terms of Service](#) - [Privacy Policy](#)

OBSERVATIONS:

- The Faculties are very much interested in explaining subject oriented examples, very fair in correcting internal and external.
- It is observed that faculties are imparting overall good teaching.
- More interaction with the students are necessary.
- Excellent teaching with Nice practical knowledge. Overall best in all factors in the Laboratories are good
- Attendance minimum percentage must be reduced to 60%. So that we will have more time to learn about the things around the world. Library is good . and students want more books in library .
- The changes in teaching style and the learning are not required, everything is perfect.

Regarding the coverage of syllabus, 96% of students satisfied with the coverage more than 70 percent. The students of 90 to 96% appreciated the preparedness of teachers with the remark 'Thoroughly' and the communication with the remark 'Very effective'. The evaluation process and transparency in the system is well applauded by 90% of the students.

90% of students strongly agree the effort put by the institute to improve the quality of teaching and learning process. The Efforts are made by the institute/ teachers to inculcate soft skills, life skills and employability skills to make you ready for the world of work are appreciated to great extent by 91% students.

In overall, 94% students strongly agree with the statement that the quality of teaching-learning process in the institute is very good.

- Dated 5th May 2018