



**Internal Quality Assurance Cell
SALIPUR AUTONOMOUS COLLEGE, SALIPUR, Dist. Cuttack, Odisha**

**Report on results and details of Students Satisfaction Survey
2016-17**

Salipur Autonomous College is one of the oldest Higher Education Institution(HEI) of Odisha which got embedded with the inherent closed loop system corrects itself through the feedbacks/surveys on continuous basis. Students Satisfaction Survey (SSS) is one among these surveys. This survey includes majorly the questionnaire recommended by NAAC. Apart from Teaching-Learning and Evaluation aspects, the survey has included the institution infrastructural and welfare aspects too. The organisation of survey, guidelines, questionnaire and the results are provided as follows:

National Assessment and Accreditation Council

(NAAC) Student Satisfaction Survey

Key Indicator - 2.7.1

Under Criterion II of Teaching – Learning and Evaluation

Guidelines for Students:

The Higher Education sector is highly competitive. To impart quality Technical education and provide competent resources to the society, stakeholder's inputs create a cutting edge in achieving this. Our institute Our Salipur Autonomous College is one of the pioneer Higher Education Institution of Odisha imparting General Education. Your genuine input and suggestions will take it to the greater heights. Please join us in reaching this goal and setting up a bench mark in the society in creating & preparing students for world class completion .

A student will have to respond to all the questions given in the following format with her/his sincere effort and thought. Her/his identity will not be revealed. This survey is being conducted and its motto is to upgrade the quality in higher education. A student will have to respond to all the questions given in the following format with her/his sincere effort and thought. Her/his identity will not be revealed.

INFORMATION ABOUT RESPONDANT

A) Please confirm this is the first and only time you answer this survey.

a) Yes b) No

B) Age: C) College Name:

D) Gender: a) Female b) Male c) Transgender

E) What degree program are you pursuing now?

a) Bachelor's b) Master's c) MPhil
d) **Doctorate** e) **Other** ()

F) What subject area are you currently pursuing?

a) Arts b) Commerce c) Science
d) **Professional** e) **Other:** ()

Instructions to fill the questionnaire

- All questions should be compulsorily attempted.
- Each question has five responses, choose the most appropriate one.
- The response to the qualitative question no. 21 is student's opportunity to give suggestions or improvements; she/he can also mention weaknesses of the institute here. (Kindly restrict your response to teaching learning process only)

Criterion II – Teaching–Learning and Evaluation

Student Satisfaction Survey on Teaching Learning

Process

Following are questions for online student satisfaction survey regarding teaching learning process.

1. How much of the syllabus was covered in the class? 4 – 85 to 100%
3 – 70 to 84%
2 – 55 to 69%
1– 30 to 54%
0 –Below 30%

2. How well did the teachers prepare for the classes? 4 –Thoroughly
3 – Satisfactorily
2 – Poorly
1 – Indifferently
0 – Won't teach at all

3. How well were the teachers able to communicate?
4. 4 – Always effective
3 – Sometimes effective
2 – Just satisfactorily
1– Generally ineffective
0– Very poor communication

5. The teacher's approach to teaching can best be described as 4– Excellent
3 – Very good
2 – Good
1 – Fair
0– Poor

6. Fairness of the internal evaluation process by the teachers. 4 – Always fair
3 – Usually fair
2 – Sometimes unfair
1 – Usually unfair
0– Unfair
7. Was your performance in assignments discussed with you? 4 – Every time
3 – Usually
2 – Occasionally/Sometimes
1 – Rarely
0– Never
8. The institute takes active interest in promoting internship, student exchange, field visit opportunities for students.
4 – Regularly
3 – Often
2 – Sometimes
1 – Rarely
0– Never
9. The teaching and mentoring process in your institution facilitates you in cognitive, social and emotional growth.
4 Significantly
3 – Very well
2 – Moderately
1 Marginally
0– Not at all
10. The institution provides multiple opportunities to learn and grow. 4 – Strongly agree
3 – Agree
2 – Neutral
1 – Disagree
0– Strongly disagree

11. Teachers inform you about your expected competencies, course outcomes and programme outcomes.
- 4 – Every time**
 - 3 – Usually**
 - 2 – Occasionally/Sometimes**
 - 1 – Rarely**
 - 0 – Never**
12. Your mentor does a necessary follow-up with an assigned task to you.
- 4 – Every time**
 - 3 – Usually**
 - 2 – Occasionally/Sometimes**
 - 1 – Rarely**
 - 0 – I don't have a mentor**
13. The teachers illustrate the concepts through examples and applications.
- 4 – Every time**
 - 3 – Usually**
 - 2 – Occasionally/Sometimes**
 - 1 – Rarely**
 - 0 – Never**
14. The teachers identify your strengths and encourage you with providing right level of challenges.
- 4 – Fully**
 - 3 – Reasonably**
 - 2 – Partially**
 - 1 – Slightly**
 - 0 – Unable to**
15. Teachers are able to identify your weaknesses and help you to overcome them.
- 4 – Every time**
 - 3 – Usually**
 - 2 – Occasionally/Sometimes**
 - 1 – Rarely**
 - 0 – Never**

16. The institution makes effort to engage students in the monitoring, review and continuous quality improvement of the teaching learning process.

4 – Strongly agree

3 – Agree

2 – Neutral

1 – Disagree

0 – Strongly disagree

17. The institute/ teachers use student centric methods, such as experiential learning, participative learning and problem solving methodologies for enhancing learning experiences.

4 – To a great extent

3 – Moderate

2 – Some what

1 – Very little

0 – Not at all

18. Teachers encourage you to participate in extracurricular activities. 4 – Strongly agree

3 – Agree

2 – Neutral

1 – Disagree

0 – Strongly disagree

19. Efforts are made by the institute/ teachers to inculcate soft skills, life skills and employability skills to make you ready for the world of work.

4 – To a great extent

3 – Moderate

2 – Some what

1 – Very little

0 – Not at all

20. What percentage of teachers use ICT tools such as LCD projector, Multimedia, etc. while teaching.

4 – Above 90%

3 – 70 – 89%

2 – 50 – 69%

1 – 30 – 49%

0 – Below 29%

21. The overall quality of teaching-learning process in your institute is very good.

4 -Strongly agree

3 - Agree

2 - Neutral

1 - Disagree

0 - Strongly disagree

22. Give three observation / suggestions to improve the overall teaching – learning experience in your institution.

a)

b)

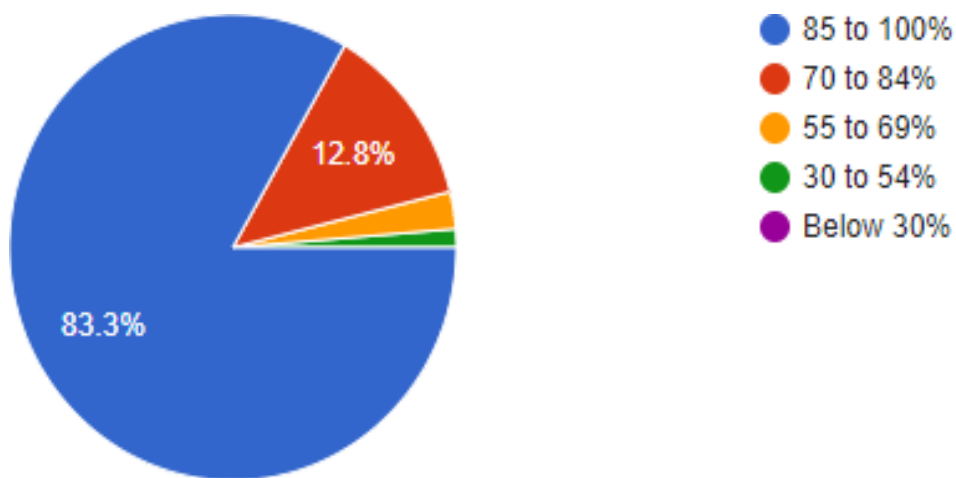
c)

Instructions to fill the questionnaire

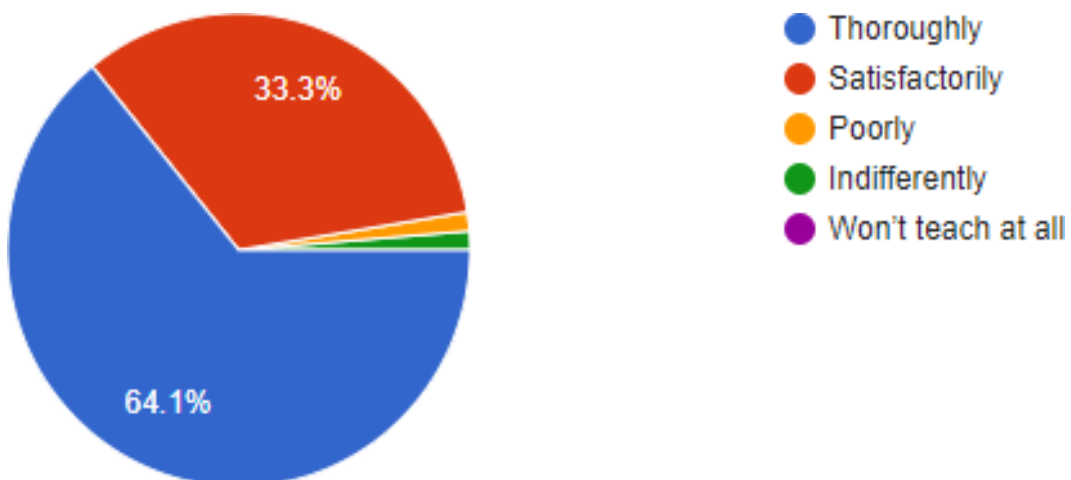
- All questions should be compulsorily attempted.
- Each question has five responses, choose the most appropriate one.

OUTCOME: Around 537 students participated in the survey conducted in the month of February 2017. A group Seven teachers under the leadership of Academic Bursar analyzed the questionnaires and the responses given by the students are given below in the form of pie chart..

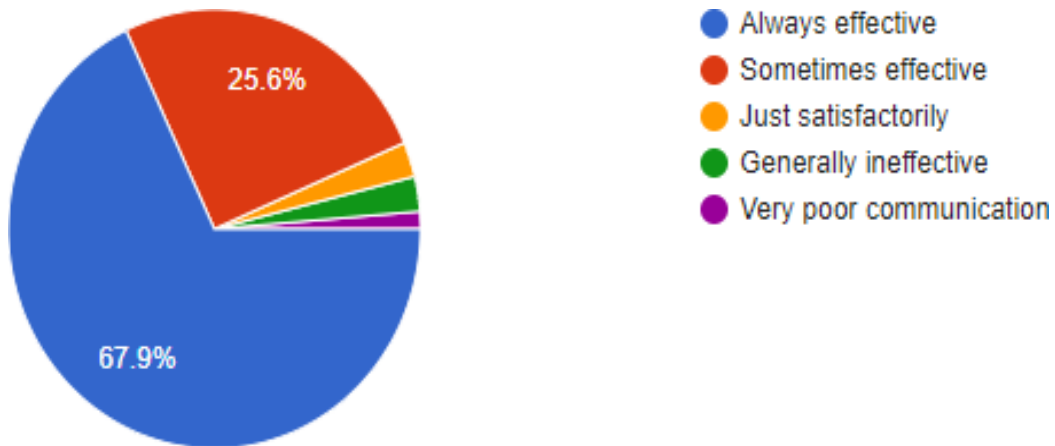
1. How much of the syllabus was covered in the class?



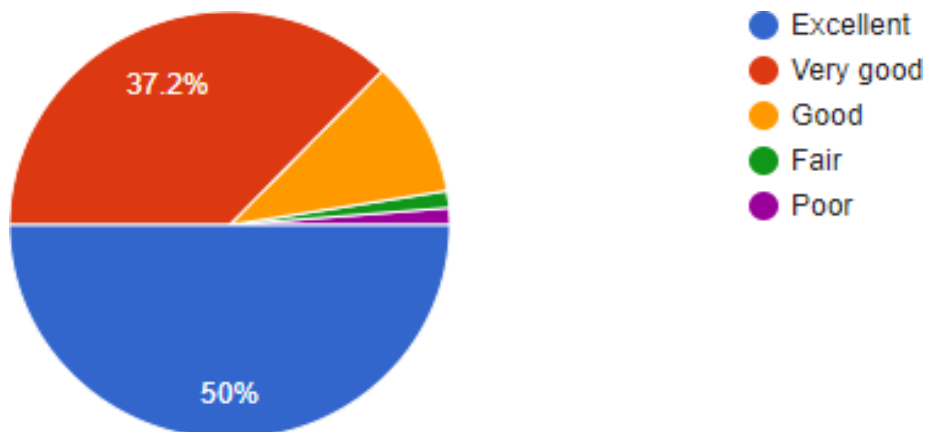
2. How well did the teachers prepare for the classes?



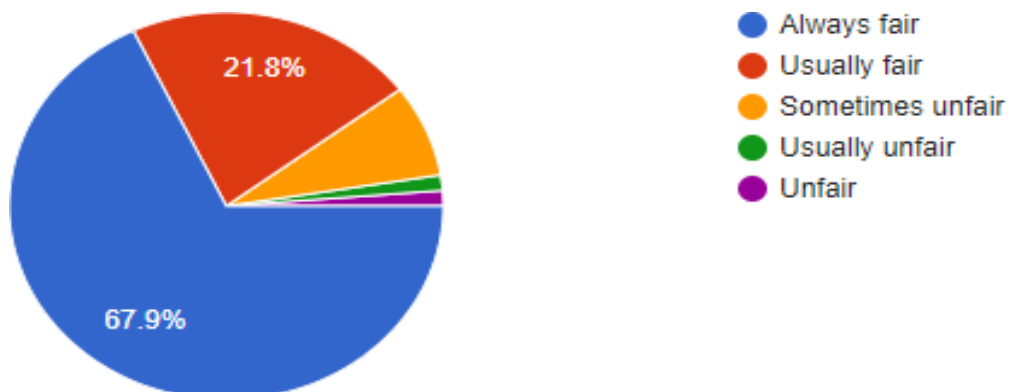
3. How well were the teachers able to communicate?



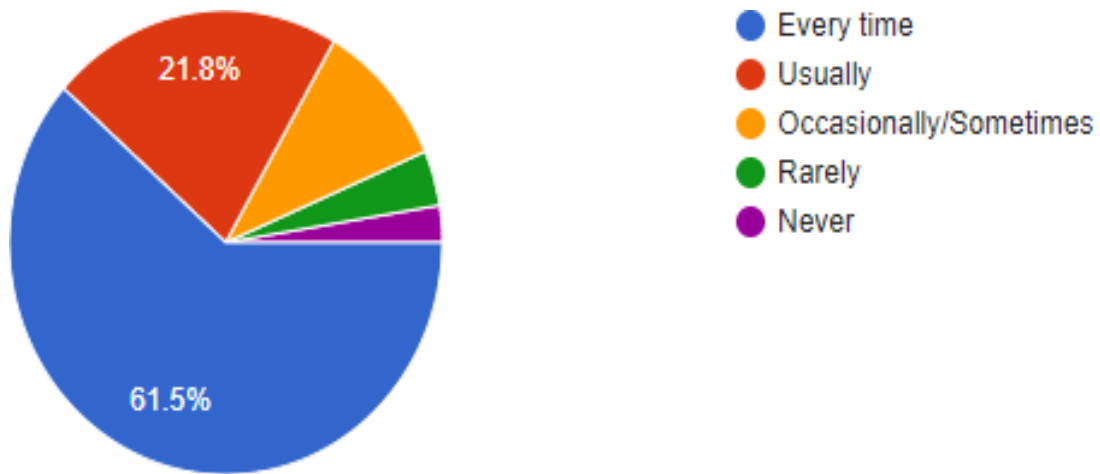
4. The teacher's approach to teaching can best be described as



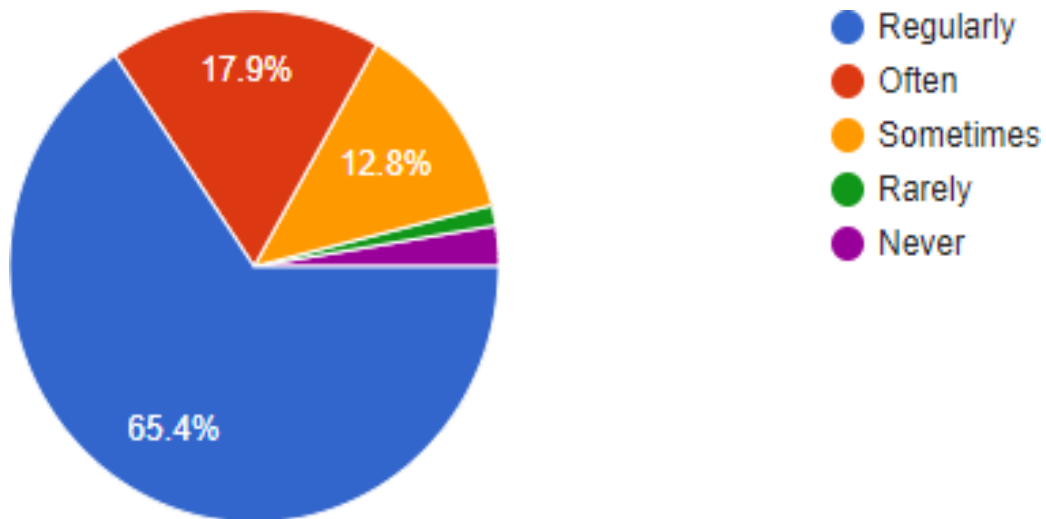
5. Fairness of the internal evaluation process by the teachers.



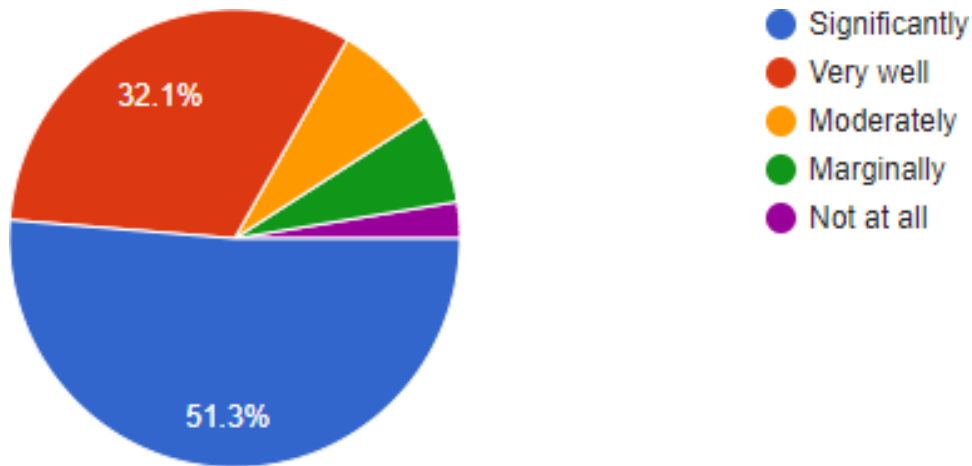
6. Was your performance in assignments discussed with you?



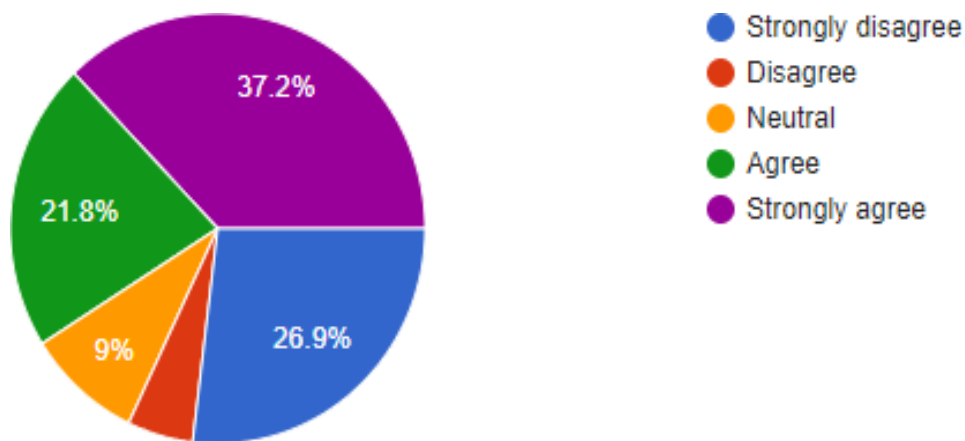
7. The institute takes active interest in promoting internship, student exchange, field visit opportunities for students.



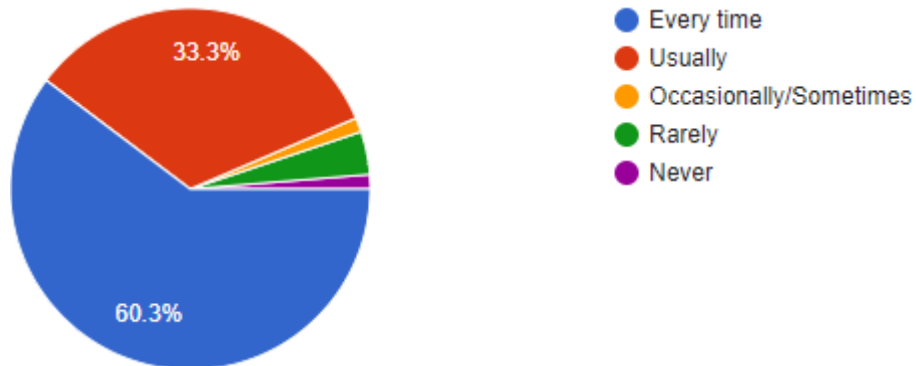
8. The teaching and mentoring process in your institution facilitates you in cognitive, social and emotional growth.



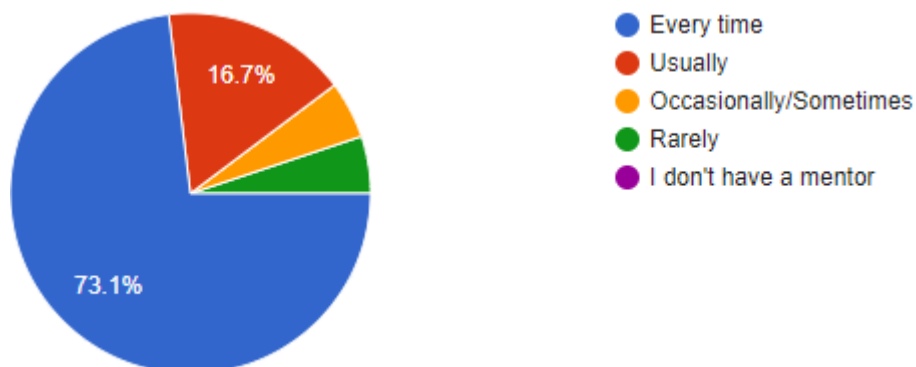
9. The institution provides multiple opportunities to learn and grow.



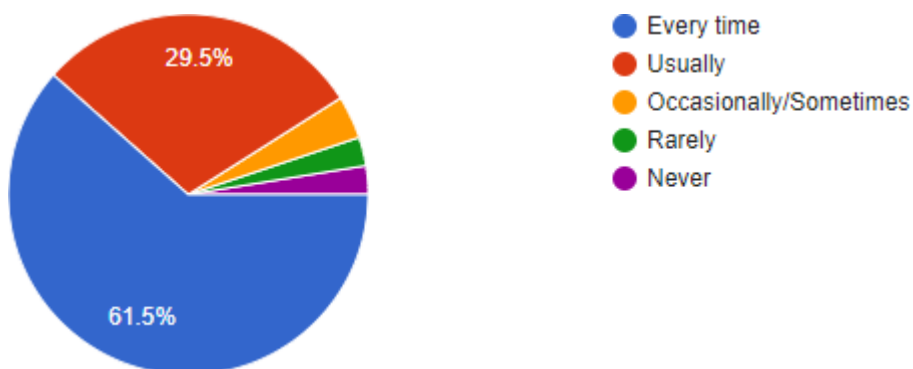
10. Teachers inform you about your expected competencies, course outcomes and programme outcomes.



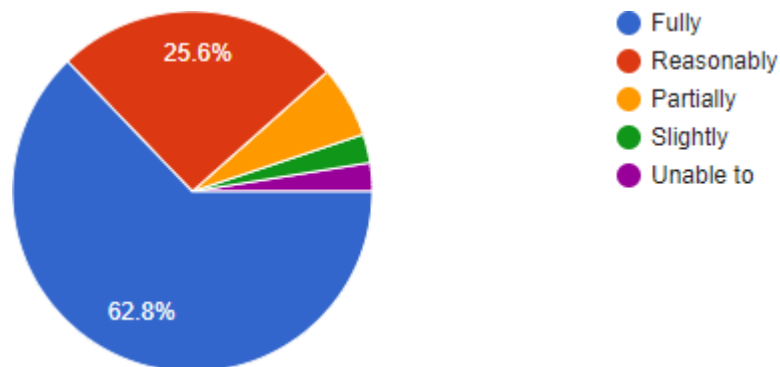
11. Your mentor does a necessary follow-up with an assigned task to you



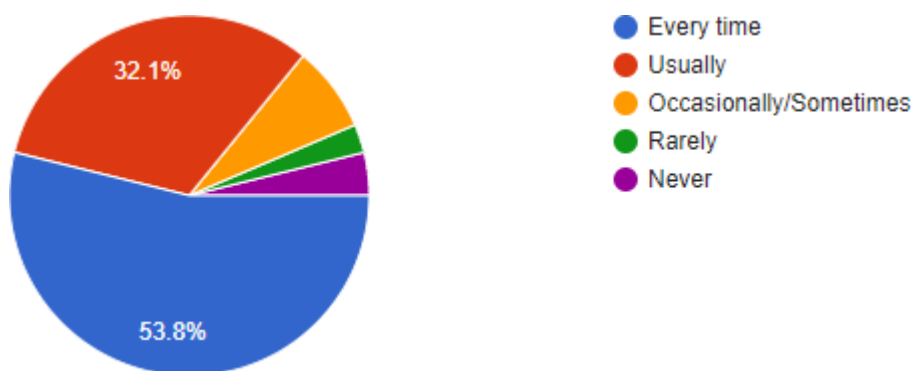
12. The teachers illustrate the concepts through examples and applications.



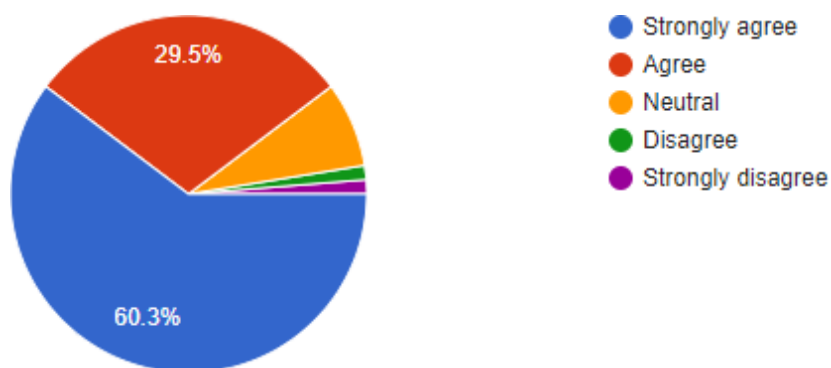
13. The teachers identify your strengths and encourage you with providing right level of challenges.



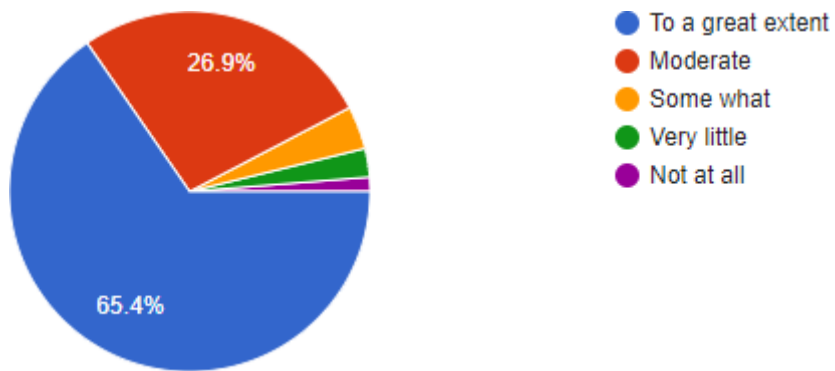
14. Teachers are able to identify your weaknesses and help you to overcome them.



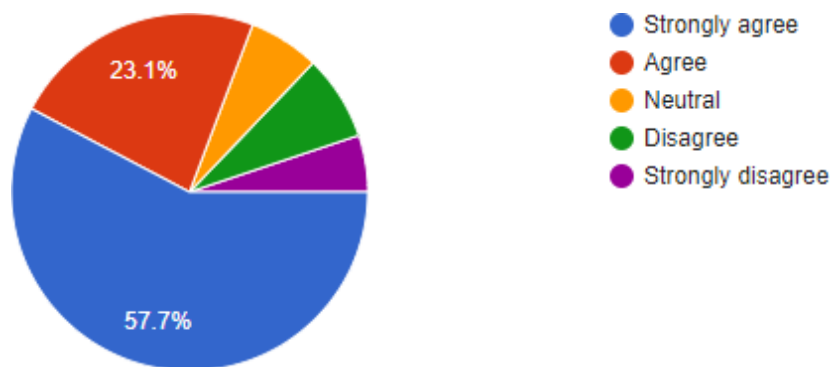
15. The institution makes effort to engage students in the monitoring, review and continuous quality improvement of the teaching learning process.



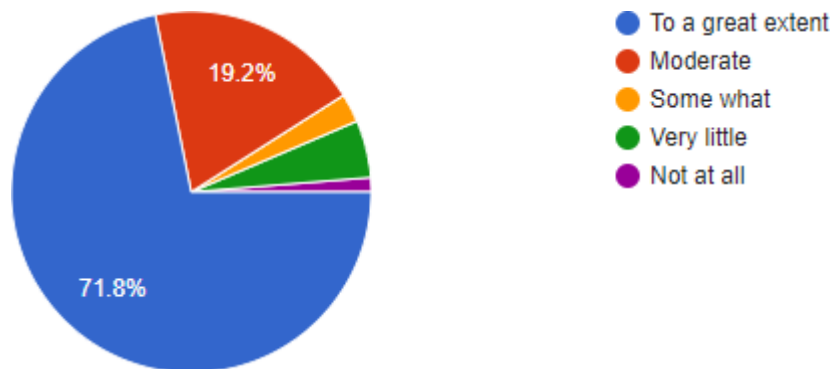
16. The institute/ teachers use student centric methods, such as experiential learning, participative learning and problem solving methodologies for enhancing learning experiences.



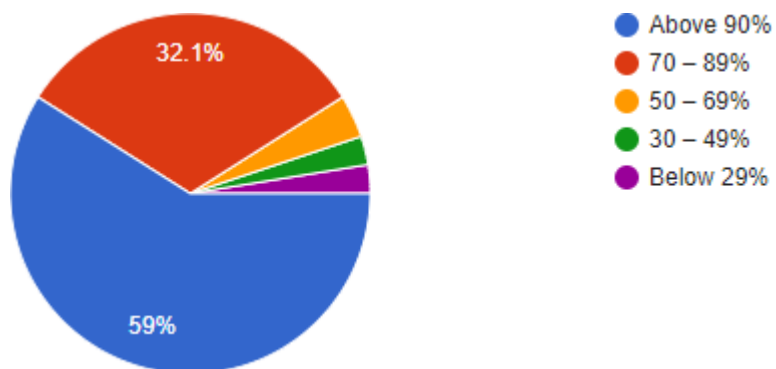
17. Teachers encourage you to participate in extracurricular activities.



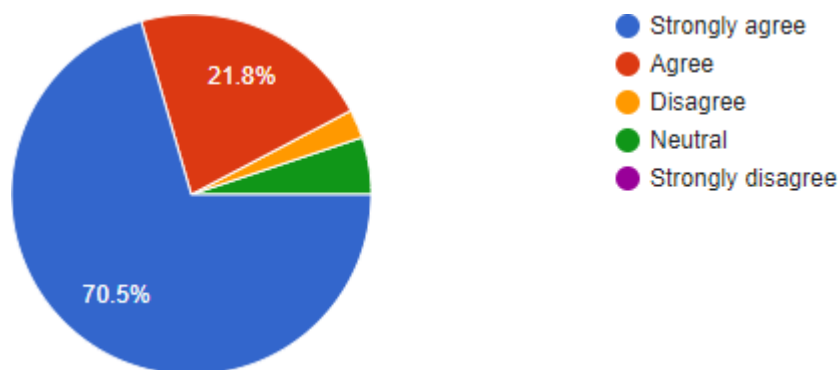
18. Efforts are made by the institute/ teachers to inculcate soft skills, life skills and employability skills to make you ready for the world of work.



19. What percentage of teachers use ICT tools such as LCD projector, Multimedia, etc. while teaching.



20. The overall quality of teaching-learning process in your institute is very good



Provide observation / suggestions to improve the overall teaching – learning experience in your institution.

- Faculties are very much interested in explaining subject oriented examples, very fair in correcting internals and externals.
- The faculties are providing overall good teaching.
- Students are interested for more interaction.
- The qualities and qualification of the teachers are Excellent .
- Laboratories are good and teachers are having a good practical Knowledge.
- Attendance min percentage must be reduced to 60%. So that students will have more time to learn about the world.
- Library is good and service provided is satisfactory, but more books wanted.
- the changes in teaching style and the learning are not required, but teaching in PPT should be increased.

Regarding the coverage of syllabus, 96% of students satisfied with the coverage more than 70 percent. The students of 90 to 96% appreciated the preparedness of teachers with the remark 'Thoroughly' and the communication with the remark 'Very effective'. The evaluation process and transparency in the system is well applaud by 90% of the students.

Having the continuous efforts put by institute, 83% of students mentioned that the field trips/internships are arranged on regular basis.

90% of students strongly agree the effort put by the institute to improve the quality of teaching and learning process. The Efforts are made by the institute/ teachers to inculcate soft skills, life skills and employability skills to make you ready for the world of work are appreciated to great extent by 91% students. The teaching and learning process in the institute with the implementation of modern and distinctive pedagogical methods, could gain the satisfaction levels up to EXCELLENT and Good from more than 90% students

In overall, 92% students strongly agree with the statement that the quality of teaching-learning process in the institute is very good.

Dated 7th May 2017