



**INTERNAL QUALITY ASSURANCE CELL,
SALIPUR AUTONOMOUS COLLEGE, SALIPUR, ODISHA.**

754202

STUDENT SATISFACTION SURVEY 2023-24

Salipur Autonomous College, Salipur in Odisha is an oldest higher education institute which imparts education to the students of eastern region of the state. It is surrounded by more than ten education institutes in a radius of 10 kms. It conducts Students Satisfaction Survey (SSS) annually to increase its teaching-learning, infrastructure, student support and other welfare amenities. This survey includes the questionnaire recommended by NAAC - Teaching- Learning and Evaluation aspects; in addition the survey has includes the institution infrastructure, welfare aspects, outreach programmes along with other parameters. The organization, guidelines, questionnaire and the results of the SSS are included.

To impart quality education, holistic development and provide competent resources to the society, stakeholder's inputs create a cutting edge in achieving this. Our institute, Salipur Autonomous College is one of the pioneer Higher Education Institution of Odisha imparting General as well as Professional Education. Your participation in the survey will create better avenues for future generations and thereby creating a benchmark in the society.

A student will have participate in the Students Satisfaction Survey with outmost sincerity to increase the teaching-learning and other aspects of the institution.

PARAMETERS OF THE QUESTIONNAIRE

A) Please confirm this is the first and only time out answer this survey.

a) Yes:

b) No:

B) Age:

C) Name of College:

C) Gender: a) Male b) Female c) Transgender

D) Name of Programme: a) UG b) PG

E) Stream: a) Humanities b) Science c) Commerce

F) Specialization:

Instructions to fill the questionnaire

- All questions should be compulsorily attempted.
- Each question has five responses, choose the most appropriate one.
- The response to the qualitative question no. 21 is student's opportunity to give suggestions or improvements; she/he can also mention weaknesses of the institute here. (Kindly restrict your response to teaching learning process only)

Criterion II-Teaching-Learning and Evaluation Student Satisfaction Survey on Teaching Learning Process

Following are questions for online student satisfaction survey regarding teaching learning process.

1. How much of the syllabus was covered in the class?

4-85 to 100%

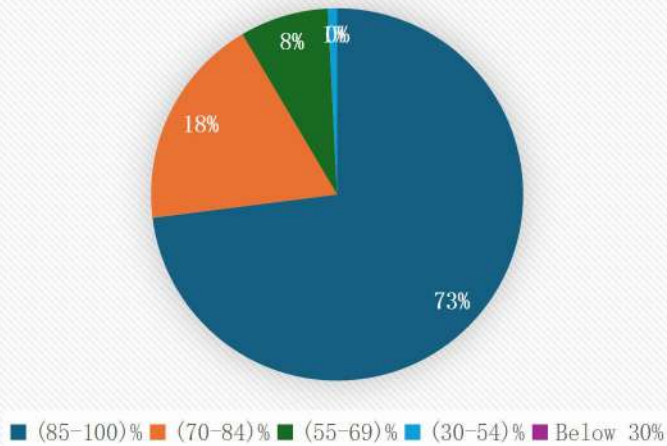
3-70 to 84%

2-55 to 69%

1-30 to 54%

0-Below 30%

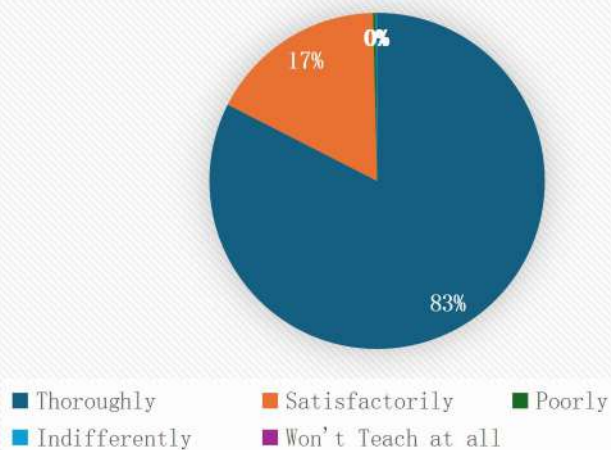
Syllabus Coverage



2. How well did the teachers prepare for the class?

- 4 -Thoroughly
- 3-Satisfactorily
- 2-Poorly
- 1-Indifferently
- 0-Won'tteachatal

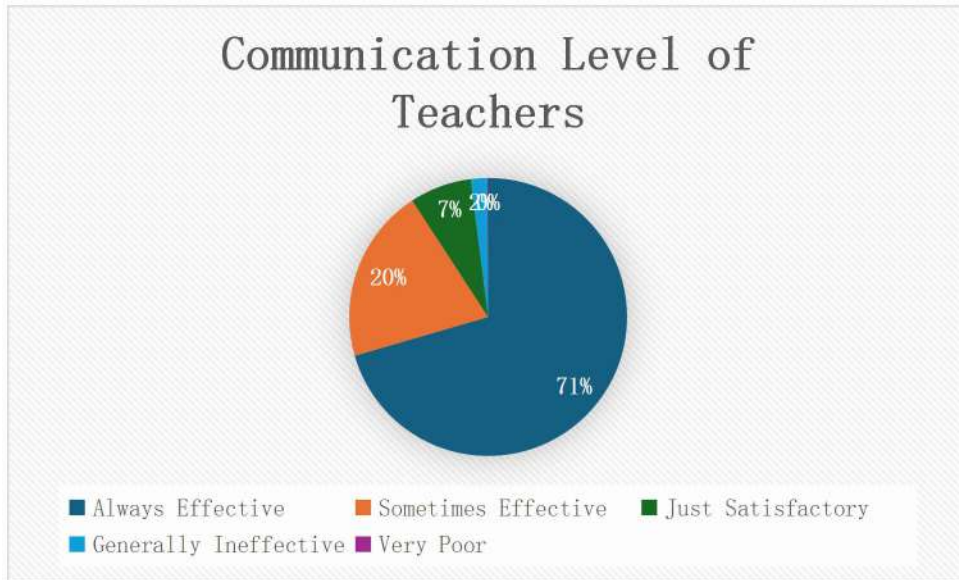
Teachers Preparation for Class



3. How well were the teachers able to communicate?

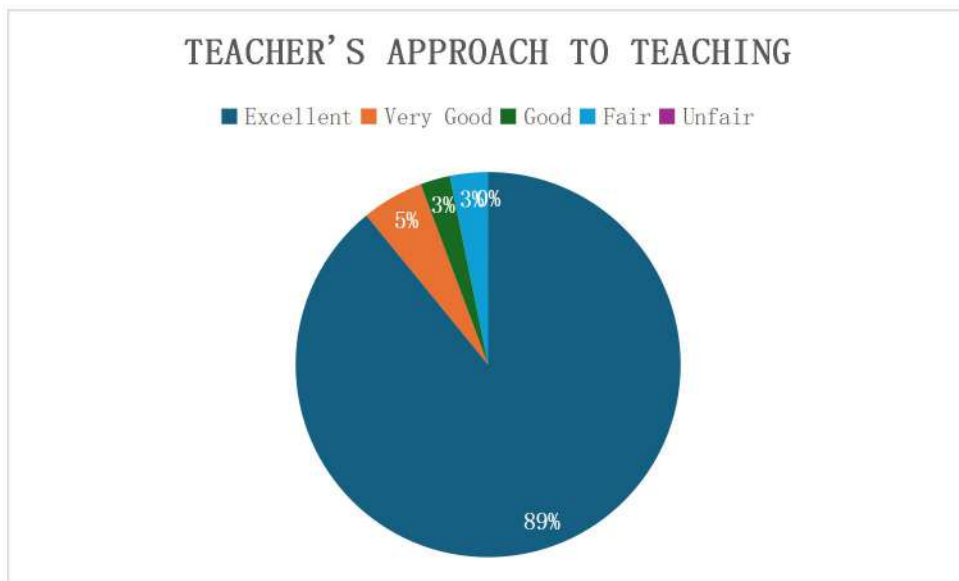
- 4-Alwayseffective
- 3- Sometimes effective
- 2-Justsatisfacry
- 1-Generallyineffective
- 0-Verypoorcommunication

Communication Level of Teachers



4. The teacher's approach to teaching can best described as

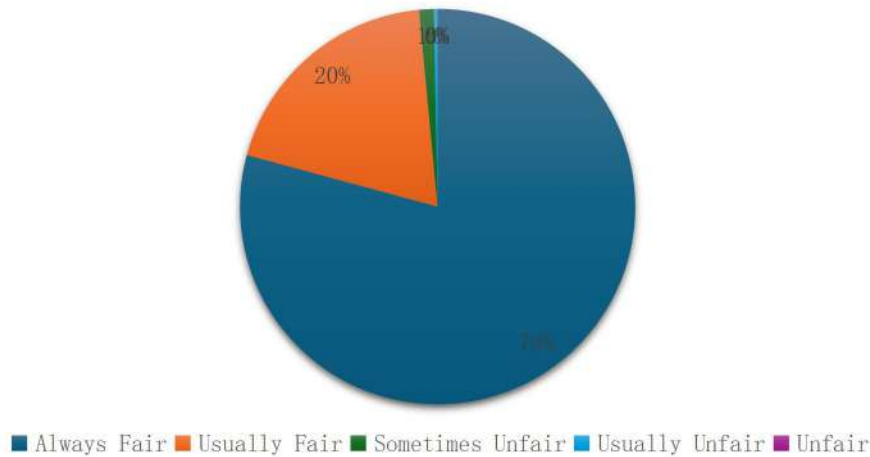
4- Excellent, 3- Very Good, 2- Good, 1- Fair, 0- Unfair



5. Fairness of Internal Evaluation process by teachers

4- Always Fair, 3- Usually Fair, 2- Sometimes Unfair, 1- - Usually unfair, 0- Unfair

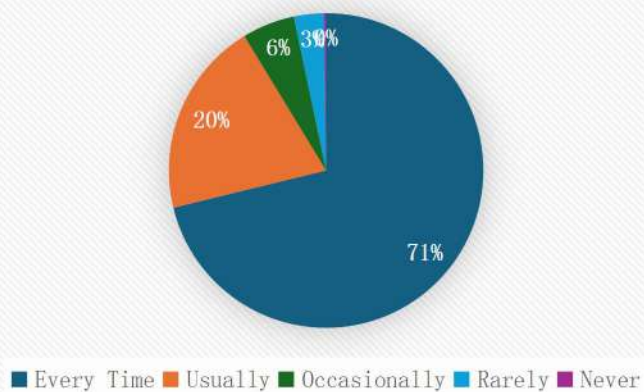
Fairness of Internal Evaluation



6. Was your performance in assignment discussed with you

4- Every time, 3- Usually, 2- Occasionally 1-Rarely, 0- Never

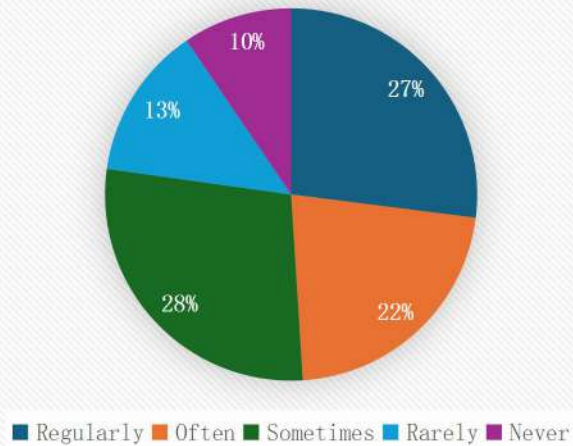
Discussion of Performance in Assignments



7. The institute takes active interest in promoting Internship, Student exchange, Field Visit opportunities for students

4- Regularly, 3- Often, 2- Sometimes, 1-Rarely, 0-Never

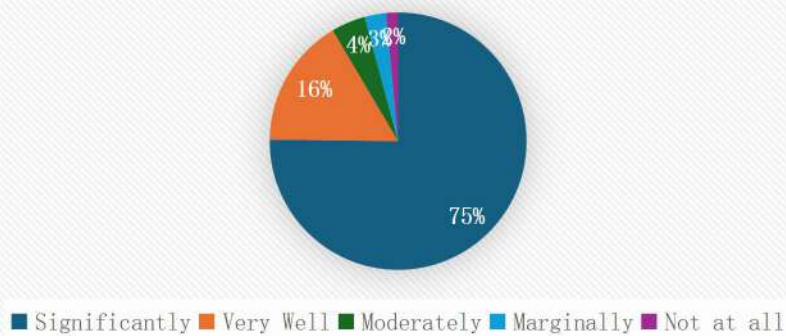
Exposure for Students



8. The teaching and mentoring process in your institution facilitates you in cognitive, social, and emotional growth.

4-Significantly, 3- Very well, 2- Moderately , 1-Marginally, 0-Not at all

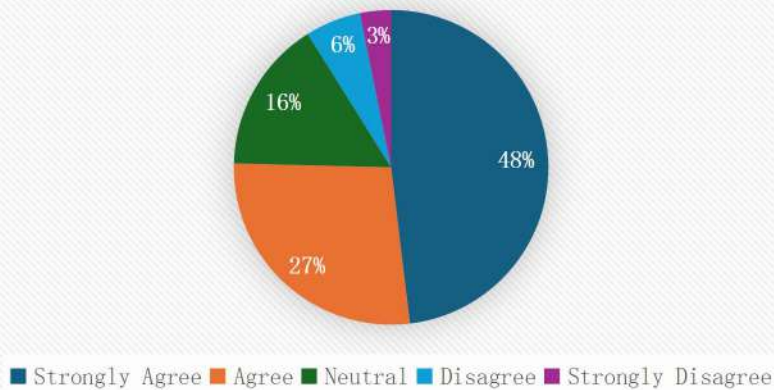
Impact of teaching and mentoring in your Social & Emotional Growth



9. The institute provides multiple opportunities to learn and grow.

4-Strongly Agree 3- Agree, 2- Neutral, 1-Disagree 0-Strongly Disagree

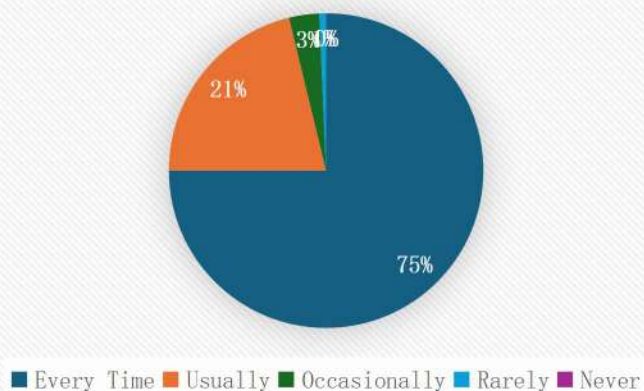
Opportunities provided to Learn & Grow



10. Teachers inform you about your expected competencies, course outcomes, program outcomes.

4- Every time, 3- Usually, 2- Occasionally 1-Rarely, 0- Never

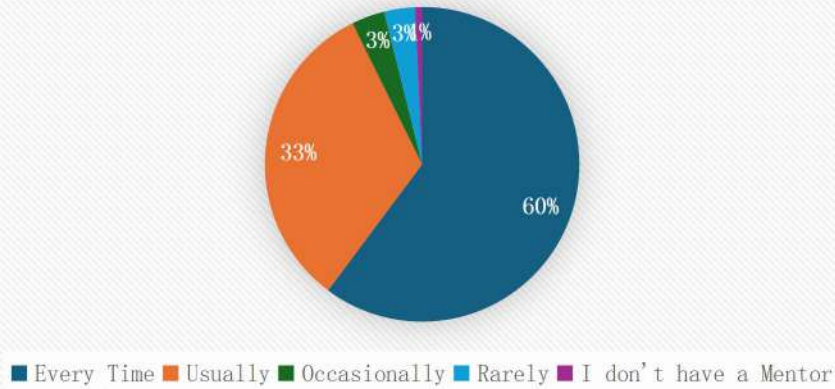
Teachers informing about Course, Program Outcomes



11. Your mentor does a necessary follow-up with an assigned task to you.

4- Every time, 3- Usually, 2- Occasionally 1-Rarely, 0- I don't have a Mentor

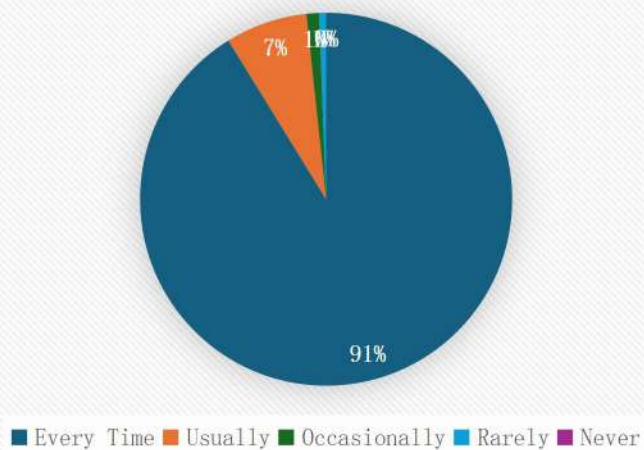
Mentor following-up based on Assigned task



12. The teachers illustrate the concepts through examples and applications.

4- Every time, 3- Usually, 2- Occasionally 1-Rarely, 0- Never

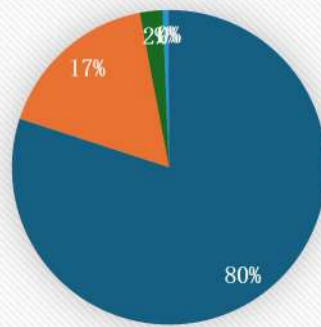
Teachers visualizing concepts



13. Teachers identify your strength and encourage you with providing right level of challenges.

4- Fully, 3-Reasonably , 2- Partially 1- Slightly, 0- Unable to

Encouraging students through challenges

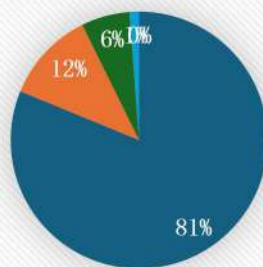


■ Fully ■ Reasonably ■ Partially ■ Slightly ■ Unable to

14. Teachers are able to identify your weakness, and help you to overcome them.

4- Every time, 3- Usually, 2- Occasionally 1-Rarely, 0- Never

Teachers identifying weakness of students & helping to overcome them

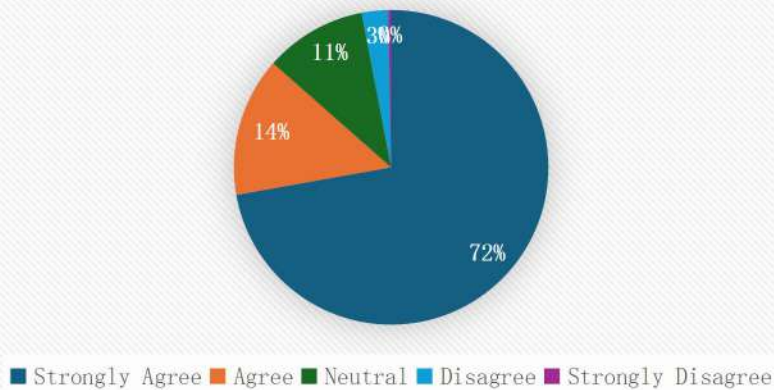


■ Everytime ■ Usually ■ Occasionally ■ Rarely ■ Never

15. The institution makes efforts to engage students in monitoring, review, and continuous quality improvement of the teaching, learning process.

4- Strongly Agree , 3- Agree, 2- Neutral 1-Disagree , 0- Strongly Disagree

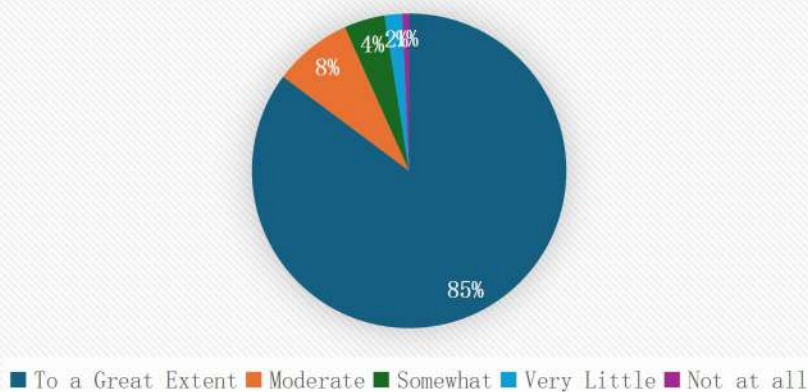
Engagement of students in Quality improvement



16. The institute or teachers use student centric methods, such as essential learning, participative learning, and problem-solving methodologies for enhancing learning experiences.

4-To a great Extent, 3- Moderate, 2- Somewhat 1-Very Little , 0- Not at all

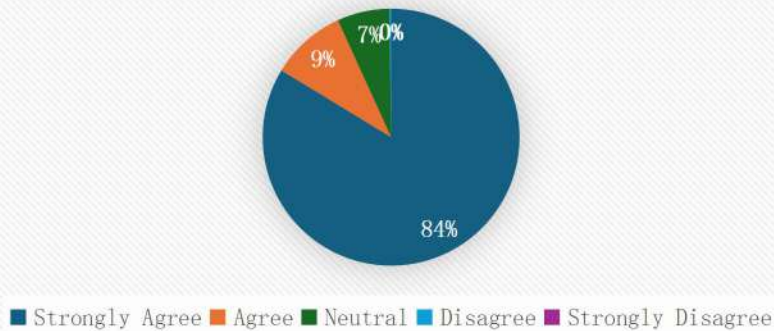
Use of Student centric learning Methodologies



17. Teachers encourage you to participate in extra -curricular activities.

4-- Strongly Agree , 3- Agree, 2- Neutral 1-Disagree , 0- Strongly Disagree

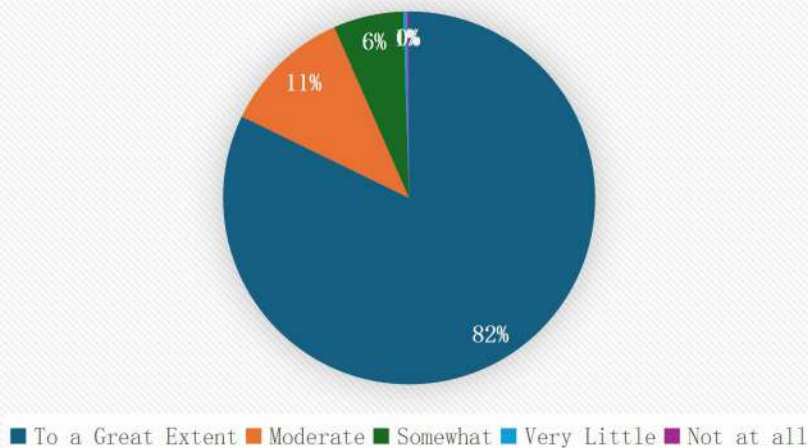
Encouragement for participation in Extra-Curricular Activities



18. Efforts are made by the institution or teachers to inculcate in soft skills, life skills, and employability skills to make you ready for the “World of Work”.

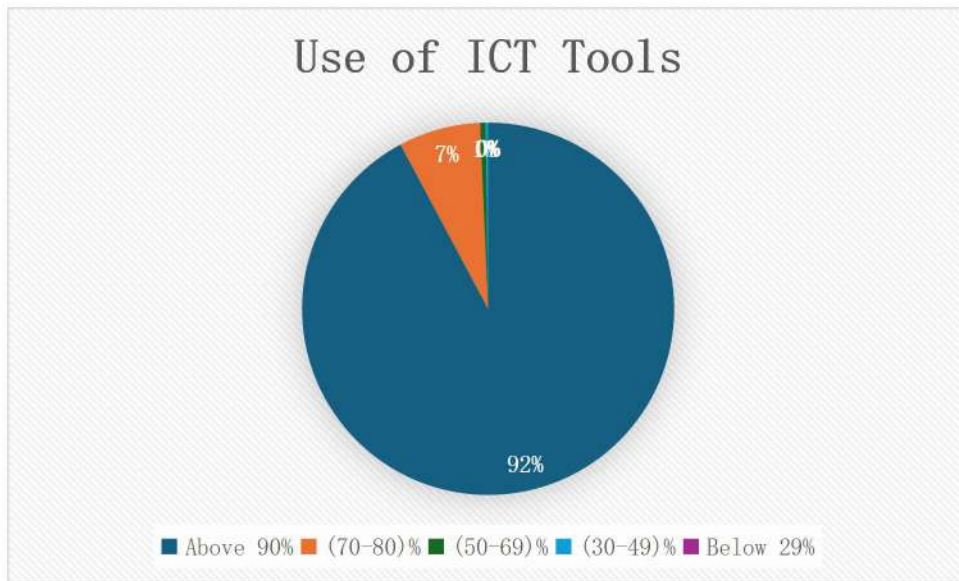
4-To a great Extent, 3- Moderate, 2- Somewhat 1-Very Little , 0- Not at all

Efforts to inculcate Skills



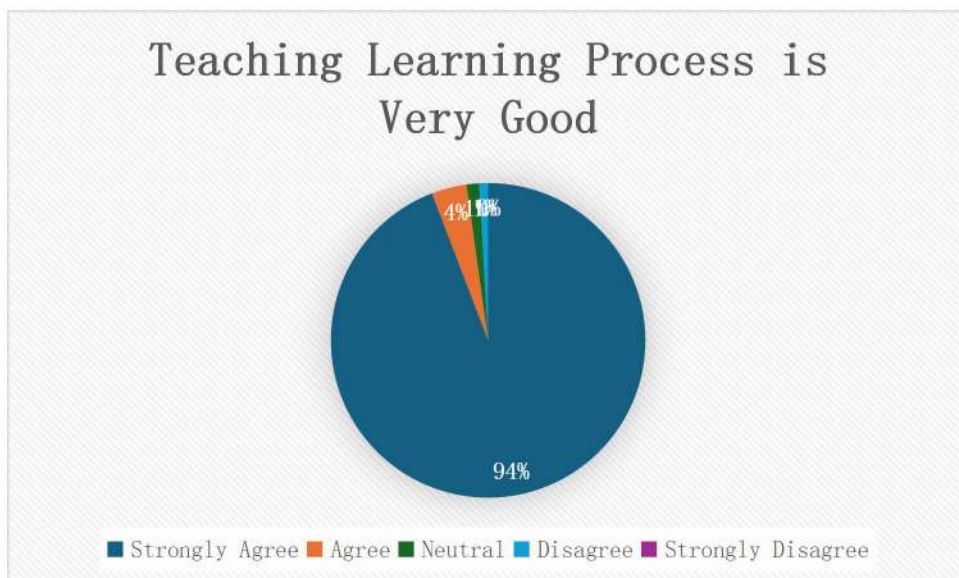
19. What percentage of teachers use ICT tools, such as LCD Projector, Multi-Media, etc. while teaching.

4-Above 90% 3- (70-80)% 2- (50-69)% 1- (30-49)% 0-Below 29%



20. The overall quality of teaching and learning process in your institute is very good.

4- Strongly Agree , 3- Agree, 2- Neutral 1-Disagree , 0- Strongly Disagree



These were the findings of the SSS done for the Academic year (2023-2024), in which 663 students participated in the survey.